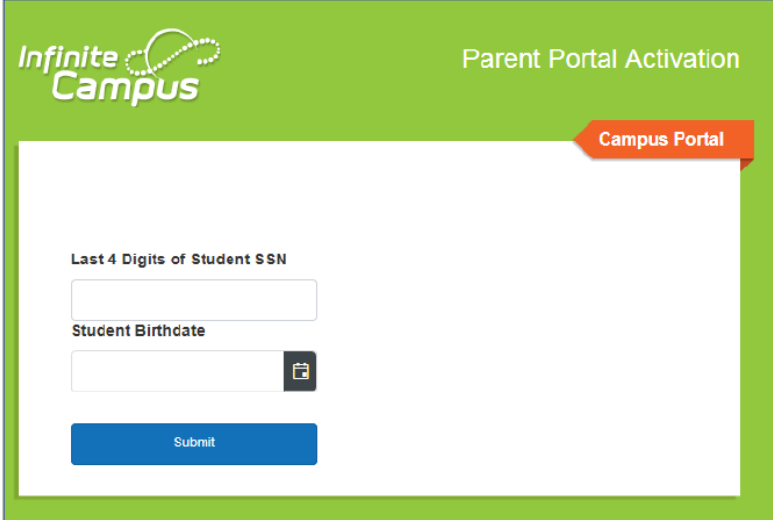


To create a Parent Portal Account for Infinite Campus, visit <https://www.hallco.org/web/ic-portal-users/>, click

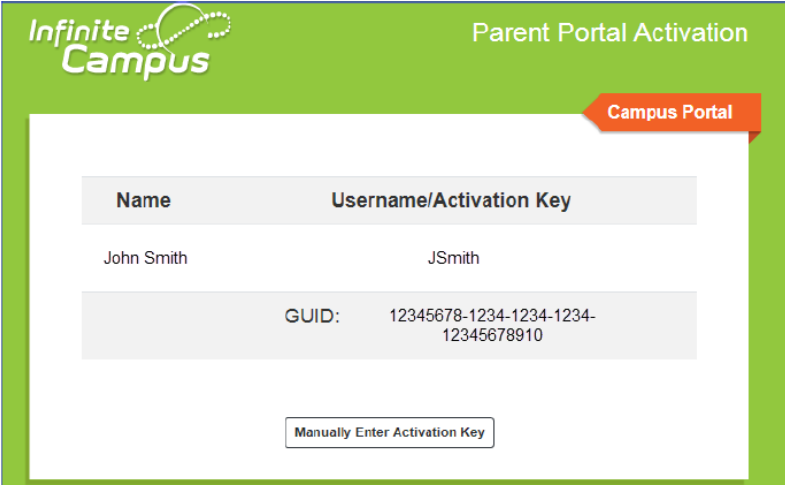
 read the **Hall County User Agreement** policy and click the  button. Continue signing up as follows:

On the **Portal Activation Key Lookup** tool, enter your child's Student's last 4 of SSN and Birthdate before clicking the Submit button:



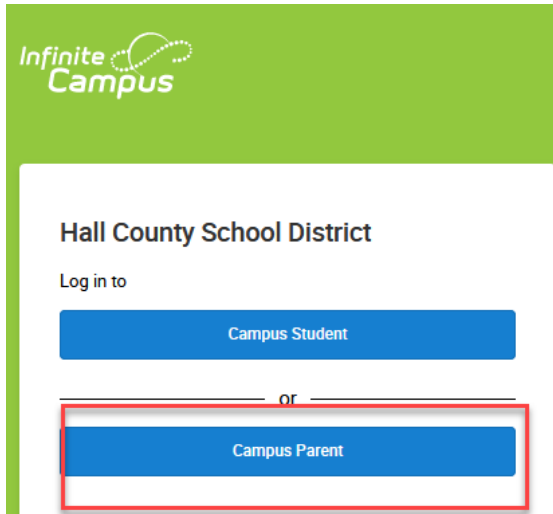
The screenshot shows the 'Parent Portal Activation' page. At the top left is the 'Infinite Campus' logo. At the top right is the text 'Parent Portal Activation'. Below this is a red 'Campus Portal' button. The main form area contains two input fields: 'Last 4 Digits of Student SSN' and 'Student Birthdate'. Below these fields is a blue 'Submit' button.

A screen will open giving the GUID number for each guardian. **Write this number down** before clicking on the **Manually Enter Activation Key** button:




The screenshot shows the results of the key lookup. At the top left is the 'Infinite Campus' logo. At the top right is the text 'Parent Portal Activation'. Below this is a red 'Campus Portal' button. The main content area shows a table with two columns: 'Name' and 'Username/Activation Key'. The first row shows 'John Smith' and 'JSmith'. Below the table is a grey box containing the GUID: 12345678-1234-1234-1234-12345678910. At the bottom of the form is a button labeled 'Manually Enter Activation Key'.

Click **Campus Parent**



The screenshot shows the 'Hall County School District' login page. At the top left is the 'Infinite Campus' logo. Below the logo is the text 'Hall County School District'. Underneath is the text 'Log in to'. There are two blue buttons: 'Campus Student' and 'Campus Parent'. The 'Campus Parent' button is highlighted with a red border. Between the two buttons is the text 'or'.

Click **New User**



Hall County School District

Parent Username

Password

[Log In](#)

[Forgot Password?](#) [Forgot Username?](#) [Help](#)

[Log in to Campus Student](#)

or

[New User?](#)

Enter the **GUID** number on the New User activation screen:

New User?

Activate your Campus Parent account by entering the activation key sent to you by your school.

If you do not have an activation key, please contact your school to obtain one.

Activation Key *

[Submit](#)

[Back to Login](#)

Create a Username and Password of your choice and click the **Submit** button.

Create Campus Parent Account

Welcome

Username *

Password * [i](#)

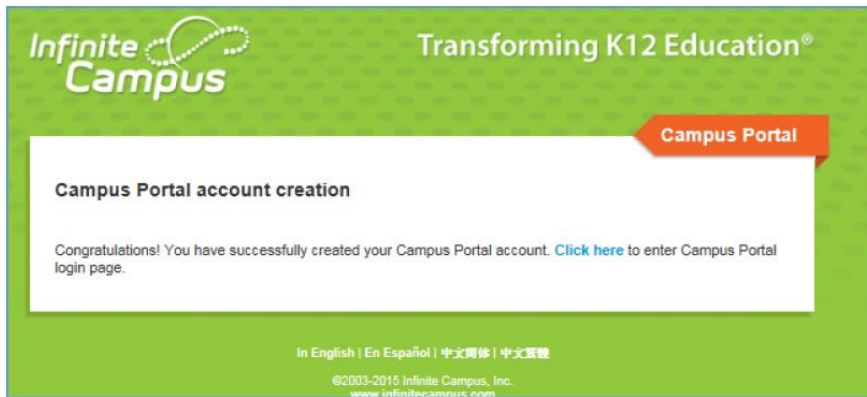
Confirm Password *

Password Strength 0%

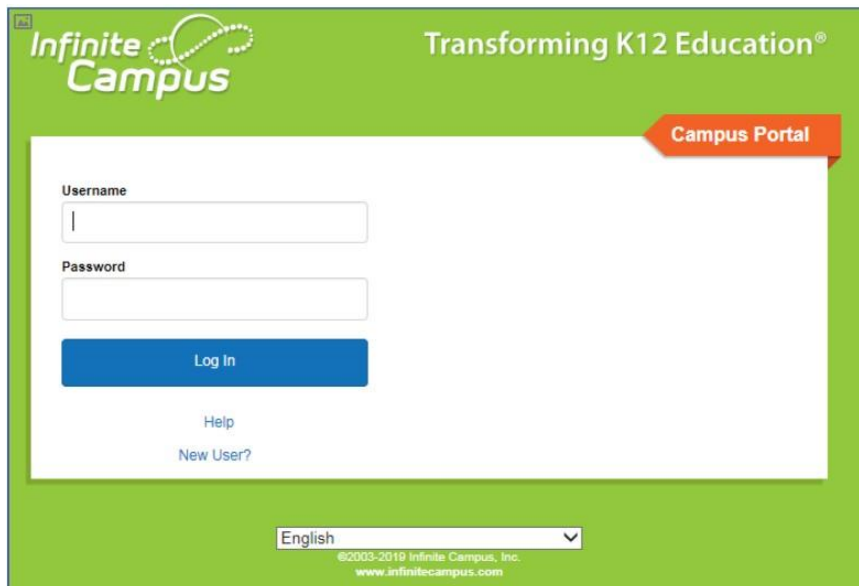
[Submit](#)

[Back to Login](#)

After successfully creating your account, use the **Click Here** hyperlink to access the login screen



Enter the Username and Password you just created to log into the Parent Portal:



Creating an account is only required once to gain access to the Parent Portal. After a Username and Password have been created, parent/guardians should simply go straight to the **Campus Portal for Students and Parents** login screen for future logins: <https://campus.hallco.org/campus/portal/hall.jsp>